BUILDING INTERESTS FOR BIBLE STUDIES:



PRESENTED BY APOSTLE T.S MOTSIE

- “Before evangelism can ever be a program, it must be first a passion…if we are to witness for Christ successfully, we must honestly care for people” (Sweeting, *How to Witness Successfully,* p. 83).



Building Interest for Bible Studies:

New Testament Method of Creating and Building Interest

"The more closely the New Testament plan is followed in missionary labor, the more successful will be the efforts put forth."
- *3T* , p. 210



Making Friends with People
Jesus' Example

Love people and never fail to help them - Mark 1:41; 6:34, Matthew 4:14

Be friendly to all kinds of people - Matthew 9:10; Mark 2:15

Show interest in everyone and try to give them spiritual help -John 3:1,2, John 4:7

GIVING PERSONAL BIBLE STUDY



Be Friendly to All People

If we want to win people to God, we must be friendly to them.

-Proverbs 18:24

When we meet someone: on the road, in a taxi, bus, at the mall, in the village or at a store, always be friendly: smile, talk to people, inquire about family, give help if needed.

What to Do at the Study

- Be Punctual
- Be enthusiastic, cheerful, relaxed and friendly
- Sit at the right place (with a group, it is best to sit in a circle)
- Short introduction (make sure everyone is introduced and comfortable)
- Be understanding
- Speak wisely

How to Present the Bible Study

1. Begin with prayer.

An opening prayer is brief but sincere.

Establish a friendly spirit before beginning the Bible study.

2. Give the introduction or review its high points; Speak slowly clearly and with conviction.

3. The best method: question and answer.

- **You will want to ask each question: How, *When, Where, Which, What, Who, Why***
- **Bible Study is not a sermon, don't preach**
- **Ask them to read Bible texts**

4. **Compliment good answers.**

5. **After participants read their answers, you might say, “Does anyone have a different answer?**

6. **Always listen and ask questions.**

- **Encourage each one to participate in the study.**
- **Encourage discussion.**

7. Make brief and relevant comments as you go along;

- Stick to the subject

8. Never introduce ideas for which the Bible student does not have sufficient background.

9. Read each Bible text clearly; you have God's Word in your hands

10. **If question deals with a future, controversial lesson**

- **Do not hurry through a Bible study; make each point clear before you move to a next topic**



The Use of Illustrations

An illustration drives home the point.

It creates a deeper and more lasting impression in the heart and mind.

It's like the window that brings in fresh air.

It must be short.

Avoid comical illustrations.

Refrain from using cheap jokes.



Length of Bible Study: 30-40 minutes

After the Bible study, don't stay too long.

Number of Questions: 10-15 texts

Do not preach, lecture, shout at your listener.

Never - argue with your listener, become angry, criticize or speak disrespectfully about other people

Arranging Topics



Choose the topic to meet the needs of the hearers.

Make the topic Christ-centered. Learning about Jesus and His will for our lives is the object of all Bible study.

Follow a correct order of topics.

The Right Way

God first

Doctrines later



Overcoming Information Overload

Present testing truths gradually. If possible do not present three or four new truths back to back in the same week.

Visit people in their homes immediately after presentation of testing truths to answer any major questions.

Meeting Objections With Bible Verses





“I can’t leave my church.”
Rev. 18:4; John 10:26, 27; 12:42, 43; Matt. 7:22, 23

“I can’t make a living if I keep the Sabbath.”
Matt. 6:33; Ps. 37:3; Isa. 65:13,14.

“You require too much of people in your church.”
2 Cor. 8:9; Matt. 13:45, 46; Luke 14:33.

“I will lose my job if I keep the Sabbath.”
Matt. 16:25, 26; I Tim. 4:8

“I can’t find a job with Sabbath off.”
Matt. 6:30-33; Ps. 37:3, 25; Isa. 65:13, 14; 58:13, 14; 1:19, 20.

“It is inconvenient to keep the seventh day and follow this doctrine.”
Matt. 16:24; 10:38



“I am too great a sinner.”
1 Tim. 1:15; Heb. 7:25; Isa. 1:18

“I am afraid I can’t hold out.”
Jude 24

“I can’t live up to the truth.”
1 Cor. 10:13; 2 Cor. 12:8, 9; John 1:12

Know How to Respond to Objections

Use the **FFF** Technique

I understand exactly how you *feel.*

Many others in your present situation have *felt* the same way.

But they have *found . . .*

TSHENOLO

MINISTRIES